

This Score Report Was Prepared for  
This Was Test: SAT 4

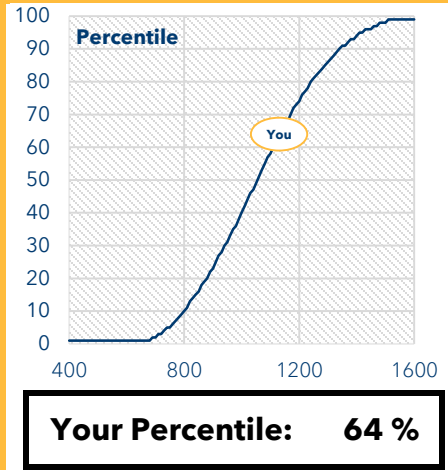
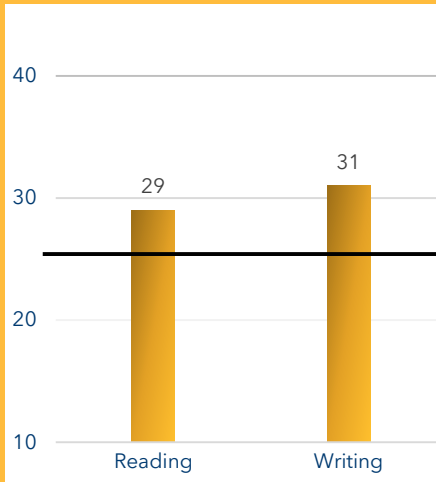
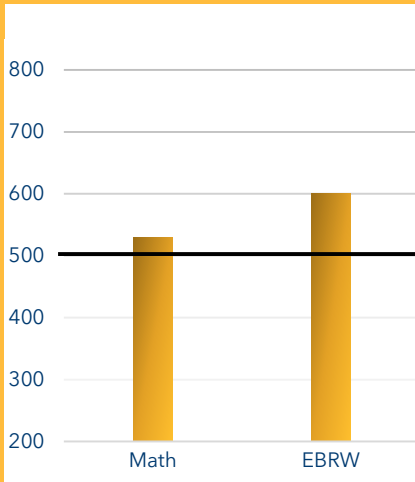
Date Taken:

## Total SAT Score

**1130** out of 1600

**Math Score**  
**530** out of 800

**Evidence Based Reading and Writing Score**  
**600** out of 800



### Subscores\*

Score Emerging Average Mastery

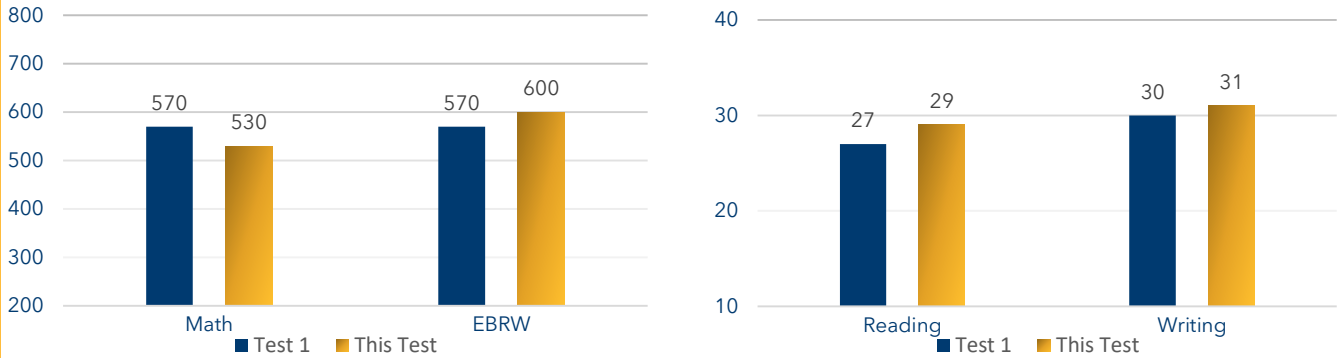
Brief Description

Category	Subscore	Score	Brief Description
Reading and Writing	Expression of Ideas	11	This subscore is based on questions from the Writing and Language Test that focus on topic development, organization, and rhetorically effective use of language.
	English Conventions	11	This subscore is based on questions from the Writing and Language Test that focus on sentence structure, usage, and punctuation.
	Command of Evidence	10	This subscore is based on questions from both the Reading Test and the Writing and Language Test that ask you to interpret and use evidence found in a wide range of passages and informational graphics, such as graphs, tables, and charts.
	Words in Context	10	This subscore is based on questions from both the Reading Test and the Writing and Language Test that address word/phrase meaning in context and rhetorical word choice.
Mathematics	Heart of Algebra	7	This subscore is based on questions from the Math Test that focus on linear equations and inequalities.
	Passport to Advanced Math	7	This subscore is based on questions that focus on topics necessary to progress to more advanced mathematics, such as understanding the structure of expressions, reasoning with more complex equations, and interpreting and building functions.
	Problem Solving & Data Analysis	12	This subscore is based on questions from the Math Test that focus on quantitative reasoning, the interpretation and synthesis of data, and solving problems in rich and varied contexts.

The black band above represents where your score falls on a scale of 1 - 15.

## This Score Report Was Prepared for Progress Report

### Test Comparison



### Subtopic Comparison

	Test 1				Test 2				Net Change		
	Right	Wrong	Blank	Total	Right	Wrong	Blank	Total	Right	Wrong	Blank
Information and Ideas	17	17	0	34	22	10	0	32	5	-7	0
Rhetoric	7	2	0	9	6	5	0	11	-1	3	0
Synthesis	6	3	0	9	6	3	0	9	0	0	0
<b>Reading Totals</b>	<b>30</b>	<b>22</b>	<b>0</b>		<b>34</b>	<b>18</b>	<b>0</b>		<b>4</b>	<b>-4</b>	<b>0</b>
Expression of Ideas	15	9	0	24	17	7	0	24	2	-2	0
Standard English Conventions	17	3	0	20	15	5	0	20	-2	2	0
<b>Writing Totals</b>	<b>32</b>	<b>12</b>	<b>0</b>		<b>32</b>	<b>12</b>	<b>0</b>		<b>0</b>	<b>0</b>	<b>0</b>
Heart of Algebra	16	2	1	19	6	11	2	19	-10	9	1
Passport to Advanced Math	5	10	1	16	4	8	4	16	-1	-2	3
Problem Solving & Data Analysis	10	7	0	17	13	4	0	17	3	-3	0
Additional Topics in Math	1	3	2	6	2	3	1	6	1	0	-1
<b>Math Totals</b>	<b>32</b>	<b>22</b>	<b>4</b>		<b>25</b>	<b>26</b>	<b>7</b>		<b>-7</b>	<b>4</b>	<b>3</b>

### Difficulty Comparison

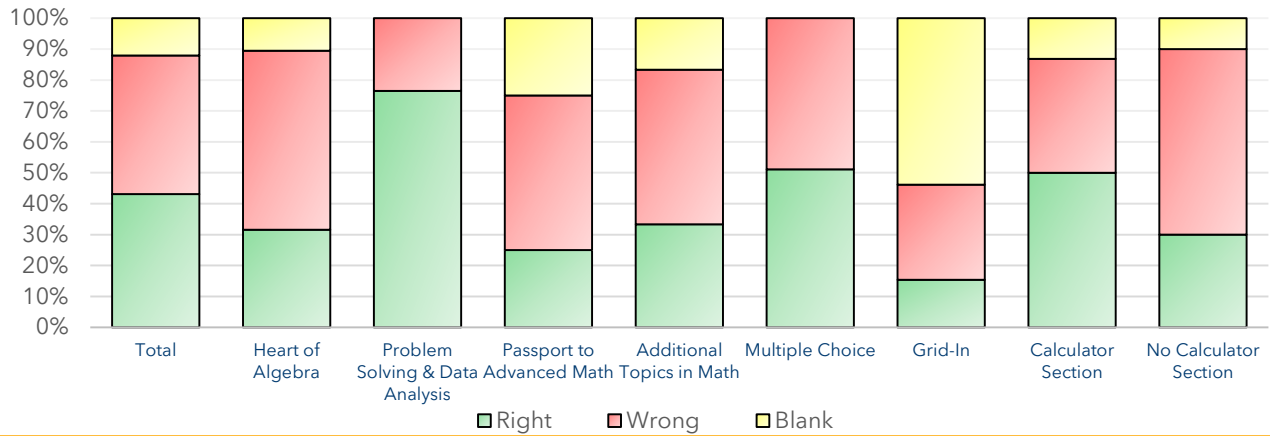
	Test 1				Test 2				Net Change		
	Right	Wrong	Blank	Total	Right	Wrong	Blank	Total	Right	Wrong	Blank
Easier Reading Questions	13	5	0	18	7	1	0	8	-6	-4	0
Medium Reading Questions	11	5	0	16	23	6	0	29	12	1	0
Harder Reading Questions	6	12	0	18	4	11	0	15	-2	-1	0
Easier Writing Questions	15	0	0	15	7	2	0	9	-8	2	0
Medium Writing Questions	10	4	0	14	18	7	0	25	8	3	0
Harder Writing Questions	7	8	0	15	7	3	0	10	0	-5	0
Easier Math Questions	18	2	0	20	6	4	0	10	-12	2	0
Medium Math Questions	12	10	0	22	14	13	0	27	2	3	0
Harder Math Questions	2	10	4	16	5	9	7	21	3	-1	3

**This Score Report Was Prepared for**

**Math Score**

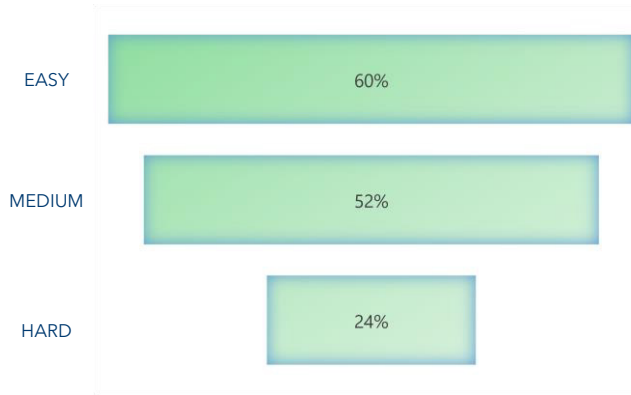
**530** out of 800

**Math Section Breakdown**



**Breakdown by Difficulty**

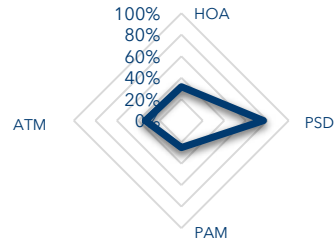
The graphic below shows the percent of math questions correct for each difficulty level on this test.



Difficulty	Calculator	Right	Wrong	Blank	Total
Easier Questions	Calculator	5	1	0	6
	No Calculator	1	3	0	4
	TOTAL	6	4	0	10
Medium Questions	Calculator	11	7	0	18
	No Calculator	3	6	0	9
	TOTAL	14	13	0	27
Harder Questions	Calculator	3	6	5	14
	No Calculator	2	3	2	7
	TOTAL	5	9	7	21

**Subscore Recap**

The graphic below shows your relative strengths on the math subscores. The closer a vertex is to the edge, the stronger your performance on this test.



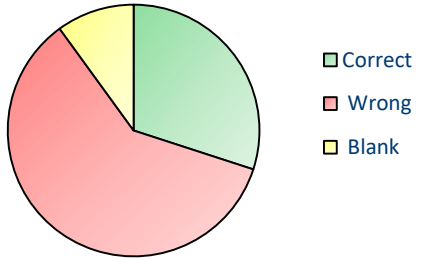
Section	Calculator	Right	Wrong	Blank	Total
Heart of Algebra (HOA)	Calculator	4	6	1	11
	No Calculator	2	5	1	8
	TOTAL	6	11	2	19
Passport to Advanced Math (PAM)	Calculator	1	3	3	7
	No Calculator	3	5	1	9
	TOTAL	4	8	4	16
Problem Solving & Data Analysis (PSD)	Calculator	13	4	0	17
	No Calculator	None on This Section			
	TOTAL	13	4	0	17
Additional Topics in Math (ATM)	Calculator	1	1	1	3
	No Calculator	1	2	0	3
	TOTAL	2	3	1	6

**This Score Report Was Prepared for**  
**Math Score**  
**530** out of 800

**Breakdown by Section**

The graphics below show the percent of math questions correct for each difficulty level on this test.

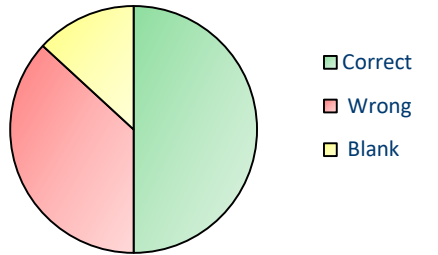
**No Calculator Section**



Right Wrong Blank Total

No Calculator Section 6 12 2 20

**Calculator Section**

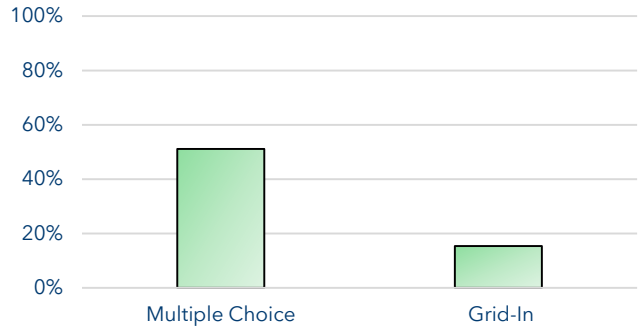


Right Wrong Blank Total

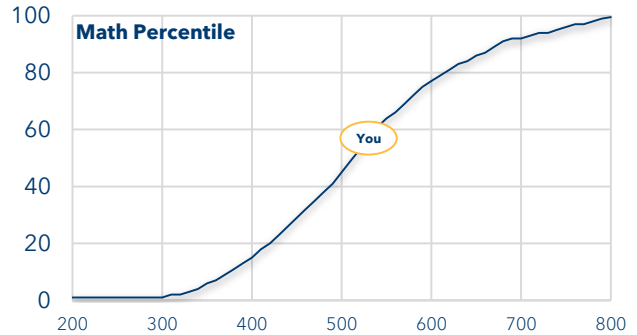
Calculator Section 19 14 5 38

**Breakdown by Question Type**

The graphic below shows your relative strengths on the math subscores. The closer a vertex is to the edge, the stronger your performance on this test.



	Right	Wrong	Blank	Total
Multiple Choice	23	22	0	45
Grid-In	2	4	7	13



**Breakdown by Frequency**

Most Frequent		Frequent		Moderately Frequent		Least Frequent	
	%-Right		%-Right		%-Right		%-Right
Translation	67%	Rates and Ratios	50%	Exponent & Exponential	0%	Study Design & Lines of Best Fit	N/A
Equations of a Line	40%	Operations with Polynomials	50%	Geometry	50%	(Non)Linear Modeling	67%
Solving Linear Quantities	0%	Visual Information & Scatterplots	100%	Statistics	0%	Trigonometry	N/A
Percent and Probability	100%	Linear Systems	0%	Radicals & Rational Functions	67%	Equations of a Circle	N/A
Quadratics Quadratic Systems	0%	Functions	0%	Parts of a Linear Model	0%	Complex Numbers	0%
				Literal Equations	N/A		

NOTE: The topics in Most Frequent and Frequent make up around 70% of the test.

Pink represents less than 50% correct

This Score Report Was Prepared for

# Math Score

**530** out of 800

## Breakdown by Topic

### HEART OF ALGEBRA

Percent Correct in Green, Wrong in Red, Blank in Yellow

	Right	Wrong	Blank	Total	
Translation	4	1	1	6	
Solving Linear Quantities	0	5	0	5	
Equations of a Line	2	2	1	5	
Parts of a Linear Model	0	1	0	1	
Linear Systems	0	2	0	2	

### PASSPORT TO ADVANCED MATH

	Right	Wrong	Blank	Total	
Literal Equations	0	0	0	0	
Operations with Polynomials	2	1	1	4	
Exponents and Exponentials	0	0	2	2	
Quadratics and Quadratic Systems	0	3	1	4	
Radical and Rational Functions	2	1	0	3	
Functions	0	3	0	3	

### PROBLEM SOLVING AND DATA ANALYSIS

	Right	Wrong	Blank	Total	
Visual Information and Scatterplots	6	0	0	6	
Percent and Probability	3	0	0	3	
Rates and Ratios	2	2	0	4	
Study Design and Lines of Best Fit				0	
Linear and Nonlinear Modeling	2	1	0	3	
Statistics	0	1	0	1	

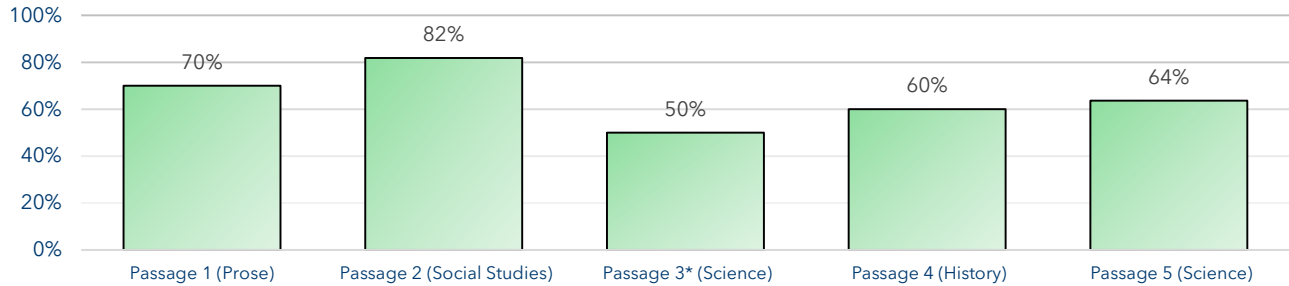
### ADDITIONAL TOPICS IN MATH

	Right	Wrong	Blank	Total	
Geometry	2	1	1	4	
Equations of a Circle				0	
Trigonometry	0	1	0	1	
Complex Numbers	0	1	0	1	

**This Score Report Was Prepared for**  
**Reading Score**  
**29** out of 40

**Time Analysis**

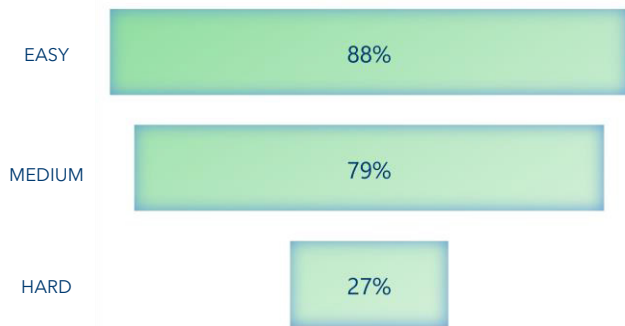
The graphic below shows the percent correct for each passage on the Reading section.



\*On this test, Passage 3 was a dual passage.

**Breakdown by Difficulty**

The graphic below shows the percent of reading questions correct for each difficulty level on this test.

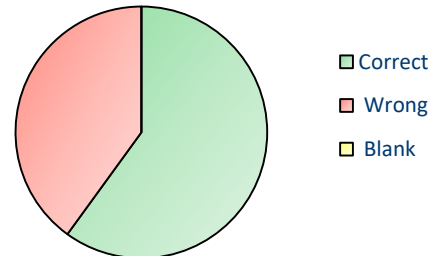


	Right	Wrong	Blank	Total
Easier Questions	7	1	0	8
Medium Questions	23	6	0	29
Harder Questions	4	11	0	15

**Breakdown by Subscore**

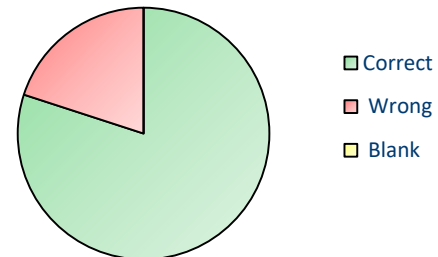
The graphics below show the percent of reading questions correct for each subscore on this test.

**Command of Evidence**



	Right	Wrong	Blank	Total
Command of Evidence	6	4	0	10


















**Words in Context**



	Right	Wrong	Blank	Total
Words in Context	8	2	0	10

**This Score Report Was Prepared for**  
**Reading Score**  
**29** out of 40

**Breakdown by Topic**

INFORMATION AND IDEAS					Percent Correct in Green, Wrong in Red, Blank in Yellow	
	Right	Wrong	Blank	Total		
Finding Details	8	3	0	11		
Support	7	4	0	11		
Vocab in Context	6	2	0	8		
Finding Central Ideas				0		
Understanding Relationships	1	0	0	1		
Summarizing	0	1	0	1		
RHETORIC						
	Right	Wrong	Blank	Total		
Analyzing Text Structure	2	1	0	3		
Analyzing Point of View	0	3	0	3		
Analyzing Purpose	1	1	0	2		
Analyzing Arguments				0		
Analyzing Word Choice	3	0	0	3		
SYNTHESIS						
	Right	Wrong	Blank	Total		
Multiple Texts	3	0	0	3		
Understanding Visuals	3	3	0	6		

**Breakdown by Frequency**

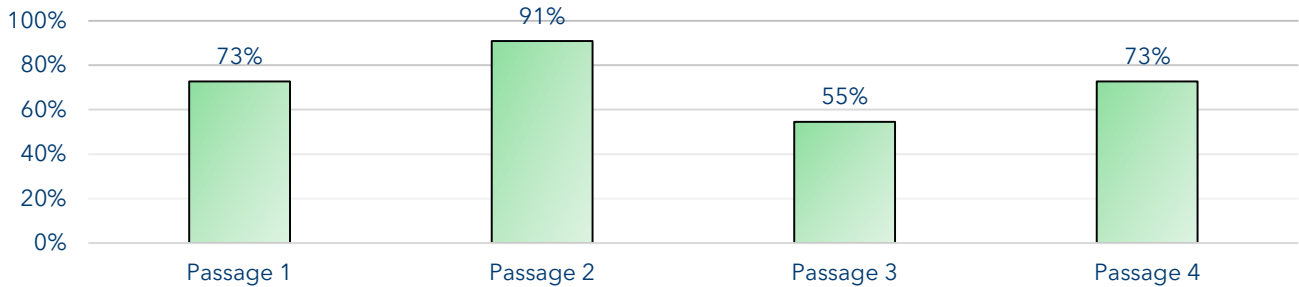
Most Frequent	Frequent		Moderately Frequent		Least Frequent		
%-Right		%-Right		%-Right		%-Right	
Finding Details	73%	Understanding Visuals	50%	Analyzing Word Choice	100%	Understanding Relationships	100%
Support	64%	Multiple Texts	100%	Finding Central Ideas	N/A	Analyzing Point of View	N/A
Vocab in Context	75%	Analyzing Purpose	50%	Analyzing Arguments	N/A	Summarizing	0%
		Analyzing Text Structure	67%				

NOTE: The topics in Most Frequent and Frequent make up around 83% of the test. Anything in pink represents 50% or less correct.

**This Score Report Was Prepared for**  
**Writing Score**  
**31** out of 40


**Time Analysis**

The graphic below shows the percent correct for each passage on the Reading section.



**Breakdown by Difficulty**

The graphic below shows the percent of writing questions correct for each difficulty level on this test.

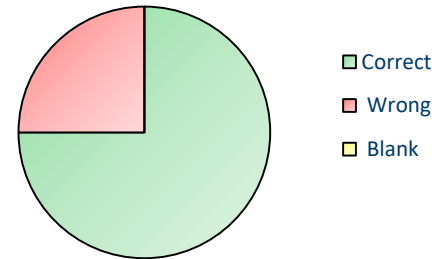


	Right	Wrong	Blank	Total
Easier Questions	7	2	0	9
Medium Questions	18	7	0	25
Harder Questions	7	3	0	10

**Breakdown by Subscore**

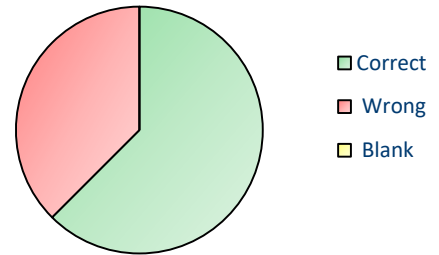
The graphics below show the percent of writing questions correct for each subscore on this test.

**Command of Evidence**

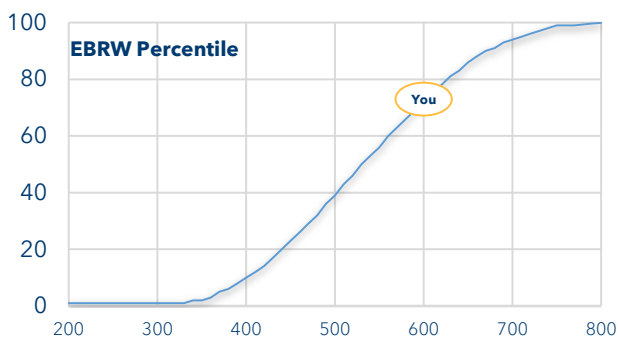


	Right	Wrong	Blank	Total
Command of Evidence	6	2	0	8

**Words in Context**



	Right	Wrong	Blank	Total
Words in Context	5	3	0	8







**This Score Report Was Prepared for .**  
**Writing Score**  
**31** out of 40



**Breakdown by Topic**

**DEVELOPMENT**





Percent Correct in Green, Wrong in Red, Blank in Yellow

	Right	Wrong	Blank	Total	
Support and Focus	5	2	0	7	
Understanding Visuals	1	0	0	1	




**ORGANIZATION**

Logical Sequence	2	0	0	2	
Intros, Conclusions, & Transitions	4	2	0	6	




**EFFECTIVE LANGUAGE USE**

Style and Tone	1	0	0	1	
Concision	3	0	0	3	
Precision	1	2	0	3	
Combination	0	1	0	1	



**CONVENTIONS OF PUNCTUATION**

Comma Rules	8	0	0	8	
Non-Comma Punctuation	0	1	0	1	
Apostrophes				0	

**CONVENTIONS OF USAGE**

Pronouns				0	
Agreement	0	2	0	2	
Idioms & Commonly Confused Words	2	1	0	3	

**SENTENCE STRUCTURE**

Sentence Formation	0	1	0	1	
Inappropriate Shifts	5	0	0	5	

**Breakdown by Frequency**

Most Frequent		Frequent		Moderately Frequent		Least Frequent	
	%-Right		%-Right		%-Right		%-Right
Support and Focus	71%	Precision	33%	Understanding Visuals	100%	Concision	100%
Comma Rules	100%	Agreement	0%	Logical Sequence	100%	Non-Comma Punctuation	0%
Sentence Formation	0%	Style and Tone	100%	Pronouns	N/A	Apostrophes	N/A
Inappropriate Shifts	100%	Intros, Conclusions, & Transitions	67%	Idioms & Commonly Confused Words	67%		

NOTE: The topics in Most Frequent and Frequent make up around 83% of the test. Anything in pink represents 50% or less correct.

This Score Report Was Prepared for

**1130** out of 1600

**Evidence Based Reading and Writing Score**

**600** out of 800

**Answer Key**

Q	Question Number	NOTE: Anything marked in red was an incorrect or blank answer
C	Correct Answer	
Y	Your Answer	
D	Estimated Difficulty (1 = Easy, 2 = Medium, 3 = Hard)	

**Reading – Section 1**

Passage 1					Passage 2					Passage 3					Passage 4					Passage 5				
Q	C	Y	D		Q	C	Y	D		Q	C	Y	D		Q	C	Y	D		Q	C	Y	D	
1	C	C	<b>2</b>		11	C	<b>D</b>	<b>3</b>		22	A	<b>B</b>	<b>3</b>		32	D	D	<b>3</b>		42	C	C	<b>2</b>	
2	D	<b>B</b>	<b>2</b>		12	D	D	<b>2</b>		23	C	<b>D</b>	<b>3</b>		33	D	<b>C</b>	<b>3</b>		43	B	<b>D</b>	<b>2</b>	
3	D	D	<b>2</b>		13	A	A	<b>2</b>		24	C	C	<b>2</b>		34	A	<b>C</b>	<b>3</b>		44	A	<b>B</b>	<b>1</b>	
4	C	<b>D</b>	<b>3</b>		14	B	B	<b>2</b>		25	B	<b>C</b>	<b>3</b>		35	D	D	<b>2</b>		45	D	D	<b>1</b>	
5	A	A	<b>2</b>		15	A	A	<b>1</b>		26	C	<b>D</b>	<b>3</b>		36	B	<b>D</b>	<b>2</b>		46	A	A	<b>2</b>	
6	A	A	<b>2</b>		16	C	C	<b>1</b>		27	A	A	<b>2</b>		37	D	<b>C</b>	<b>3</b>		47	D	D	<b>2</b>	
7	B	<b>C</b>	<b>3</b>		17	C	C	<b>1</b>		28	B	B	<b>2</b>		38	D	D	<b>2</b>		48	C	C	<b>2</b>	
8	D	D	<b>2</b>		18	A	A	<b>2</b>		29	B	<b>D</b>	<b>3</b>		39	D	D	<b>3</b>		49	D	D	<b>1</b>	
9	D	D	<b>2</b>		19	B	B	<b>3</b>		30	D	D	<b>2</b>		40	A	A	<b>2</b>		50	C	<b>D</b>	<b>2</b>	
10	A	A	<b>2</b>		20	A	A	<b>2</b>		31	D	D	<b>1</b>		41	B	B	<b>1</b>		51	B	B	<b>3</b>	
					21	D	<b>C</b>	<b>2</b>												52	A	<b>B</b>	<b>2</b>	

**Writing and Language – Section 2**

Passage 1					Passage 2					Passage 3					Passage 4				
Q	C	Y	D		Q	C	Y	D		Q	C	Y	D		Q	C	Y	D	
1	B	B	<b>1</b>		12	D	D	<b>1</b>		23	C	C	<b>2</b>		34	C	C	<b>3</b>	
2	B	<b>D</b>	<b>2</b>		13	B	B	<b>2</b>		24	C	C	<b>2</b>		35	C	C	<b>2</b>	
3	B	B	<b>1</b>		14	D	D	<b>3</b>		25	B	B	<b>2</b>		36	B	<b>A</b>	<b>2</b>	
4	A	A	<b>1</b>		15	C	C	<b>2</b>		26	D	D	<b>2</b>		37	D	D	<b>2</b>	
5	D	D	<b>2</b>		16	C	C	<b>3</b>		27	C	C	<b>2</b>		38	A	A	<b>3</b>	
6	B	B	<b>1</b>		17	A	A	<b>2</b>		28	A	<b>D</b>	<b>1</b>		39	C	<b>B</b>	<b>2</b>	
7	D	D	<b>2</b>		18	C	C	<b>2</b>		29	D	<b>C</b>	<b>2</b>		40	B	B	<b>3</b>	
8	B	B	<b>1</b>		19	A	<b>C</b>	<b>2</b>		30	B	B	<b>2</b>		41	D	D	<b>2</b>	
9	C	C	<b>2</b>		20	C	C	<b>2</b>		31	C	<b>B</b>	<b>3</b>		42	D	D	<b>3</b>	
10	A	<b>D</b>	<b>2</b>		21	B	B	<b>2</b>		32	B	<b>D</b>	<b>2</b>		43	A	A	<b>3</b>	
11	C	<b>B</b>	<b>1</b>		22	D	D	<b>1</b>		33	A	<b>D</b>	<b>3</b>		44	B	<b>C</b>	<b>3</b>	

This Score Report Was Prepared for

**1130** out of 1600

**Math Score**

**530** out of 800

### No Calculator Math – Section 3

#### Multiple Choice

Q	C	Y	D
1	A	D	2
2	A	C	1
3	A	B	2
4	B	C	1
5	C	C	1

Q	C	Y	D
6	B	B	2
7	D	D	2
8	A	C	3
9	D	D	3
10	D	C	2

Q	C	Y	D
11	C	B	3
12	C	C	3
13	B	D	1
14	A	B	2
15	B	A	3

#### Student Response

Q	C	Y	D
16	9	9	2
17	0.6	0.4	2
18	5		3
19	0	40	2
20	25		3

### Calculator Math – Section 4

#### Multiple Choice

Q	C	Y	D
1	B	B	1
2	C	C	1
3	C	C	2
4	B	B	2
5	B	B	2
6	A	A	2
7	A	A	2
8	D	D	1
9	B	B	2
10	A	A	2

Q	C	Y	D
11	A	D	2
12	C	A	1
13	C	C	1
14	D	A	2
15	B	B	2
16	A	D	3
17	D	A	3
18	C	C	3
19	A	C	2
20	C	C	2

Q	C	Y	D
21	C	C	2
22	B	B	1
23	B	C	2
24	C	B	3
25	B	B	3
26	C	B	3
27	D	D	3
28	D	B	3
29	B	C	3
30	D	A	2

#### Student Response

Q	C	Y	D
31	1160	1160	2
32	0.5	1	2
33	4.55	4.5	2
34	150		3
35	2.25		3
36	30,31,32,33		3
37	0.72		3
38	134		3

**NOTE:** Any equivalent answer is correct on grid-in sections; e.g.  $8/10 = 4/5 = 0.8$

### Reported Information

Year of Graduation

Are you currently taking or do you plan to take an AP/IB course/exam?

Do you plan to apply to college Early Action/Early Decision?

High School

State

Email